

CO:CREATION

# Co:Creation Workshops for Transformative Team Building

EMPOWERING TEAMS THROUGH  
ART AND STRATEGY





## Who We Are

At Co:creation, we believe in the transformative power of art to bring people together, foster well-being, and build meaningful connections. As visionaries in creative team-building and CSR initiatives, we are dedicated to helping organizations cultivate a culture of empathy, innovation, and mindful collaboration.

## Our Vision

We see a future where creativity is at the core of every organization, fueling innovation and fostering a deep sense of connection and purpose among teams. Through our commitment to sustainable, lasting impact, we ensure that our workshops benefit participants while also contributing to broader societal and environmental goals.

## Our Expertise

With a wealth of experience across various industries, we deliver creative workshops that align with ESG initiatives and organizational goals, led by expert facilitators who enhance team dynamics and inspire creative thinking.





## WHY CHOOSE US

### Strategic Alignment

At Co:creation, we believe in the transformative power of art to bring people together, foster well-being, and build meaningful connections. As visionaries in creative team-building and CSR initiatives, we are dedicated to helping organizations cultivate a culture of empathy, innovation, and mindful collaboration.

### Expert Facilitation

We see a future where creativity is at the core of every organization, fueling innovation and fostering a deep sense of connection and purpose among teams. Through our commitment to sustainable impact, our workshops benefit participants while also contributing to broader societal and environmental goals.

### High-Quality Outcomes

Our workshops don't just inspire creativity—they produce stunning, collaborative artworks that your team will be proud to display.





## OUR SERVICES

### Team Building Workshops

How familiar does this sound: a team huddled over their laptops in a meeting, hesitant to voice bold ideas as the fear of failure hangs in the air—a common scene in Singapore’s risk-averse culture.

Now, imagine that same group gathered around a canvas, their favorite art tools in hand, laughing as they experiment with colors and textures. This is the magic of art in team building—it breaks down barriers and creates a space where creativity feels natural and safe.

At Co:Creation, we help teams surprise themselves, discovering new ways to collaborate and innovate. When people let go of the fear of getting it “wrong,” they often uncover their best ideas—and we’re here to make that happen.

### Corporate Social Responsibility (CSR) Activations

What if your next CSR initiative could not only make a difference but also bring people together in the most meaningful way?

In Singapore, where the regulatory environment increasingly calls for active and transparent CSR efforts, art provides a transformative way to engage.

At Co:Creation Workshop, we design programs that seamlessly blend creativity and purpose, helping your team connect, inspire, and make a lasting impact. Through art, we turn CSR into a shared story of purpose, connection, and meaningful change.



DISCOVER

# THE PERFECT WORKSHOP FOR YOUR TEAM



Every team is unique, and so are our workshops.

Whether you're looking to spark creativity, build stronger connections, or create a more inclusive and compassionate workplace, we've got something for everyone.

Each category is crafted with care, designed to inspire, nurture, and bring people together in meaningful ways. Think of it as a journey—one where you and your team can grow, connect, and make an impact, all while having fun along the way. Let's find the perfect fit for you!



# COLLECTIVE WELLNESS

Enhance well-being by embracing wellness as a shared effort. Our workshops focus on nurturing mental, emotional, and physical health, creating a supportive environment where everyone can flourish. Commit to healthier, more connected communities.

## Available Workshops

---

Water Marbling on Leather/Fabric/  
Paper

Peace Paintings: Mindful  
Watercolour Brushstrokes

Clay pinching & Glazing

Macrame (Paracord)

Cyanotype with pressed leaves and  
flowers





## Water Marbling: Create Stunning Patterns & Art

Duration: ~ 2 hrs

Dive into the mesmerizing art of water marbling in this hands-on workshop! Using vibrant paints and water, you'll create stunning patterns on items like lampshades, tile magnets, coasters, vases, gift wrappers, or even a collaborative piece. Beyond the beauty, water marbling fosters relaxation, enhances focus, and boosts creativity, offering a calming and rewarding experience. Perfect for team-building or private events, this workshop blends mindfulness, teamwork, and joy. Step into this creative journey, to create beautiful, marbled masterpieces that are uniquely yours!

Reimagines everyday objects  
into imaginative art pieces




### What you will be doing

- **Discover water marbling:** Learn about this centuries-old craft, its cultural significance, and how swirling paints on water creates mesmerizing, one-of-a-kind patterns.
- **Experience relaxation and focus:** Engage in the calming process of water marbling, which enhances mindfulness, reduces stress, and encourages mental clarity through creative expression.
- **Build artistic skills:** Experiment with patterns and color blending to craft personalized items such as lampshades, coasters, tile magnets, vases, or gift wrappers.
- **Boost creativity and connection:** Tap into your imagination while sharing your creative process with others, fostering teamwork and a sense of accomplishment..

### What you can take home:

Choose between:

- A hand-crafted ceramic tile magnet
- Stylish ceramic coasters
- Unique marbled gift wrapper
- one-of-a-kind marbled ceramic vase
- large-scale collaborative artwork







Provides a calming and grounding experience through mindful art



## Peace Paintings: Mindful watercolour brushstrokes

Duration: ~ 2 hrs

Immerse yourself in tranquility with our Mindful Watercolour Brushstrokes workshop! Guided by grounding exercises, you'll explore the soothing art of slow, deliberate painting to create beautiful A5 watercolour pieces. Learn to blend colours and express emotions through mindful strokes while embracing the calming effects of art-making. Perfect for team-building or private events, this session fosters creativity, emotional regulation, and inner peace. Join us to slow down, connect, and take home your personalized, framed watercolour masterpieces!

### What you will be doing

- **Explore mindful watercolour painting:** Learn about the calming art of watercolour brushstrokes and how they foster mindfulness and emotional expression.
- **Step-by-step guidance:** Practice slow, deliberate brushstrokes, blend soothing colours, and use layering techniques to create stunning watercolour compositions.
- **Learn creative skills:** Develop techniques in colour harmony and emotional expression to craft A5 framed pieces that reflect inner peace and creativity.
- **Reflect and connect:** Share your creative journey, embrace the meditative process of painting, and connect with others through meaningful discussions.

### What you can take home:

- A serene watercolour piece showcasing harmonious colours and mindful brushstrokes, blending artistic expression with emotional balance.







## Creative Clay Pinching and Glazing for Relaxation and Connection

**Duration:** ~ 2 hrs

Experience the inclusive and therapeutic art of clay pinching and glazing! This workshop welcomes everyone to explore accessible techniques for shaping stoneware clay into functional or decorative vessels. The tactile process encourages mindfulness and creativity, while glazing adds a colorful touch of self-expression.

Perfect for team-building or private events, this session blends artistry, connection, and relaxation. Craft meaningful ceramic pieces that celebrate creativity and inclusivity!

### Fosters creativity among diverse participants through a shared artistic experience



#### What you will be doing

- **Discover ceramic art:** Learn about the timeless craft of working with stoneware clay and its significance in functional and decorative art
- **Shape your vessel:** Follow expert demonstrations to pinch and mold stoneware clay into unique designs that reflect your creativity.
- **Glaze your masterpiece:** Add vibrant or subtle finishes with glazing techniques to personalize your vessel, ready for firing.
- **Share and connect:** Display your creations, share reflections, and engage in meaningful conversations about inclusivity and creativity.

#### What you can take home:

- A kiln-fired and glazed ceramic vessel, uniquely crafted and personalized, showcasing your creativity and craftsmanship.







## Macrame Paracord Workshop: Stylish Holders

Duration: ~ 2 hrs

Be your knotty-est self with our Macramé Paracord Workshop! In this engaging beginner-friendly session, you'll learn to craft your very own eco-friendly, stylish paracord holder—an ideal companion for outdoor adventures, hikes, or even your daily Teh-O takeaway. Guided by our experienced instructor, you'll master fundamental macramé knots and techniques, transforming vibrant paracord into something you will love to take along with you everyday. This workshop is perfect for team-building or private events, blending fun, creativity, and practicality. Join us for a relaxing afternoon filled with creativity and mindfulness, and leave with a unique, functional piece that you've made with your own hands.

Promotes mindfulness and relaxation through creative activities



### What you will be doing

- **Discover the art of knotting:** Start with an introduction to the versatile world of macramé and paracord, exploring its practical uses and creative potential.
- **Learn the essentials:** Watch a live demonstration and gain hands-on experience in crafting key macramé knots and techniques tailored for beginners.
- **Create your masterpiece:** Bring your bottle holder to life using vibrant paracord, carefully following step-by-step guidance to make a stylish and functional piece.
- **Enjoy a mindful experience:** Take a moment to unwind and reflect on the joy of crafting, sharing thoughts and inspiration with fellow participants.

### What you can take home:

- A stylish and functional paracord handle for your reusable cup/lanyard, designed to add a creative touch to your daily routine.







## Cyanotype Sun Printing: Create Art with Nature's Touch

Duration: ~ 2 hrs

Uncover the magic of cyanotype in this immersive workshop! Using sunlight and light-sensitive materials, transform pressed flowers or photos into elegant blue-toned prints on framed paper, totes, or pouches. Guided by experienced instructors, you'll discover the interplay of art and nature while exploring the design principles of positive and negative space.

Perfect for team-building or private events, this session blends creativity, technique, and mindfulness. Create something timeless and meaningful—let's print with sunlight!

Connects nature and art,  
fostering mindfulness and creativity.



### What you will be doing

- **Explore the art of cyanotype:** Discover sun printing, an ancient technique that uses light-sensitive materials and sunlight to create stunning blue-toned designs.
- **Learn step-by-step creation:** Arrange pressed flowers or objects of your choice on sensitized surfaces, then expose and develop your cyanotype prints with guided demonstrations.
- **Master design principles:** Experiment with composition, focusing on positive and negative space, to create unique prints on paper and personalized cyanotype tote bags.
- **Reflect and connect:** Share your process, present your final designs, and engage in a Q&A session to gain insights and connect with fellow participants.

### What you can take home:

- A beautifully framed A5 print
- A stylish, eco-friendly tote bag
- A charming, hand-printed pouch
- large-scale collaborative artwork





A hand is shown using a brush to apply gold leaf to a piece of paper with a marbled pattern. The background is a light-colored surface with a green plate and a white object. The text 'CONSCIOUS GROWTH' is written in a dark blue, hand-drawn font. To the left of the text are three decorative elements: a curved line, a small circle, and a larger solid circle, all in a reddish-brown color. The word 'CONSCIOUS' is on the top line and 'GROWTH' is on the bottom line.

# CONSCIOUS GROWTH

Embrace conscious growth through continuous personal and professional development. Learn and embody self-discipline and reflective practices, empowering you to evolve with intention and purpose.

## Available Workshops

---

- Gold Leaf Gilding
- Camera Obscura Making with Found Objects
- Pinhole photography and darkroom printing
- Bichromate Printing



## Explores craftsmanship with a historical and luxurious twist



### What you will be doing

- **Discover the art of gilding:** Dive into the luxurious history of gold leaf gilding, a timeless craft once used to enhance manuscripts, art, and décor with elegance.
- **Step-by-step guidance:** Learn the meticulous process of applying gold leaf, layering delicate sheets to transform simple materials into radiant, luxurious designs.
- **Create elegant outcomes:** Craft refined pieces like framed A5 paper with quotes, monograms, or marbling, and gilded ceramic car diffusers that exude sophistication.
- **Reflect and connect:** Share your creative experience, celebrate the elegance of gilding, and admire the unique, exquisite creations made by fellow participants.

### What you can take home:

- 1 x beautifully gilded A5 frame featuring an inspirational quote, marbling, poetry, or monogram, combining timeless craftsmanship and personal creativity.

## Shimmer & Shine: Create Art with Gold Leaf Gilding Techniques

Duration: ~ 2 hrs

Unleash your creativity in this hands-on gold leaf gilding workshop! Inspired by the centuries-old art of gilding, once used to adorn manuscripts and masterpieces, you'll learn to apply delicate gold leaf to create luxurious designs on framed A5 paper with inspirational quotes, poetry, monograms, or marbling, and even on a ceramic car diffuser. Perfect for team-building or private events, this workshop blends history, artistry, and creativity. Join us and leave with stunning, handcrafted treasures that are uniquely yours!







Blends art and science,  
fostering innovation and curiosity

## Camera Obscura Workshop: DIY with Everyday Objects

Duration: ~ 2 hrs

Unleash your creativity in this Camera Obscura Making workshop! Using everyday items like boxes or containers, you'll construct a functional pinhole camera to explore the magic of light and early photography. Dive into art and science as you create imaginative drawings based on your camera's viewfinder projections.

Perfect for team-building or private events, this workshop fosters creativity, experimentation, and resourcefulness. Join us to turn simple objects into tools of discovery and leave with your own handmade camera and unique artwork!

### What you will be doing

- **Discover the magic of Camera Obscura:** Learn the history and significance of this ancient optical tool, the foundation of photography and a fascinating blend of art and science.
- **Step-by-step guidance:** Transform found objects like boxes and containers into functional Camera Obscuras by cutting, assembling, and aligning components with guided techniques.
- **Learn new skills:** Master pinhole camera construction and experiment with light projection, creating unique drawings inspired by your Camera Obscura's viewfinder.
- **Reflect and connect:** Share your creative process, discuss the interplay of art and science, and appreciate the diverse approaches of fellow participants.

### What you can take home:


- A functional Camera Obscura made from found objects, blending creativity and craftsmanship to explore the magic of light and perspective.
- Unique drawings or designs created using the viewfinder projections of your Camera Obscura, combining art, science, and imagination.







Slow down, embrace intentionality,  
and engage deeply with traditional photography



#### What you will be doing

- **Discover Pinhole Photography:** Learn about the history and significance of pinhole cameras
- **Build Your Own Camera:** Follow step-by-step guidance to craft a functional pinhole camera from everyday materials
- **Master Photography Basics:** Understand exposure, learn darkroom techniques, and create your own black-and-white image
- **Master Photography Basics:** Understand exposure, learn darkroom techniques, and create your own black-and-white image

#### What you can take home:

- 1 x handcrafted pinhole camera
- 1 x developed black/white photo print showcasing the artistry of analog photography

## Pinhole Photography: Build, Capture, and Develop Your Own Images

**Duration:** ~ 2 hrs

Step back in time and discover the magic of photography in our Pinhole Camera Workshop! Build your very own camera from simple materials and step into a traditional darkroom to develop your own image.

Along the way, you'll learn key photography concepts like exposure, darkroom techniques, and the anatomy of a camera—all while exploring the fascinating connection between art and science. Cultivate patience, creativity, and curiosity—qualities that foster both personal and professional growth.







## Bichromate Prints: Merging Photography, Printmaking & Texture

**Duration:** ~ 2 hrs

Immerse yourself in the captivating world of bichromate printing! Marrying photography, painting, and printmaking, this workshop transforms your photos into textured, painterly A5 framed prints. Guided by skilled instructors, you'll explore light-sensitive materials and learn unique techniques to achieve a handcrafted aesthetic.

Ideal for team-building or private events, this session blends artistry, creativity, and technical mastery. Take home a timeless piece that beautifully balances light, texture, and craftsmanship.

Explores the intersection of photography, art, and learning



### What you will be doing

- **Explore bichromate printing:** Discover this unique craft that blends photography, printmaking, and painting to create prints with a painterly, textured quality.
- **Step-by-step creation:** Learn how to coat paper with light-sensitive materials, expose it to light, and develop your customized photo into a stunning print.
- **Master artistic techniques:** Experiment with painterly strokes and textures to craft framed A5 prints that are rich in depth, character, and artistic flair.
- **Reflect and connect:** Share your creative process, admire others' works, and explore how light, texture, and artistry come together in your final piece.

### What you can take home:

- A handcrafted bichromate print, blending photography, printmaking, and painterly strokes to create a textured masterpiece, perfect for framing or gifting.







# COLLABORATIVE

# COMMUNITIES

Foster a culture of empathy, inclusivity, and connection through creative experiences. Build meaningful relationships while empowering individuals and creating a more diverse, compassionate, and connected community.

## Available Workshops

- Latchhook
- Latch & Locker hook
- Photo Embroidery Storytelling w/ Stitches & Images
- Embroidery
- Cyanotype with customised photos
- Polaroid Emulsion Transfer





## Art from Instant Photos: The Magic of Polaroid Emulsion Transfer

Duration: ~ 2 hrs

Dive into the magic of instant photography in this hands-on Polaroid Emulsion Transfer workshop! Learn to peel and transfer Polaroid emulsion layers onto unique surfaces like paper, wood, or glass to create stunning, one-of-a-kind artworks. Guided by expert facilitators, you'll experiment with texture, color, and composition while fostering creativity and teamwork.

Perfect for team-building or private events, this workshop combines artistic fun with unforgettable moments. Join us and take home your personalized Polaroid masterpieces!

Fosters creativity and shared experiences  
through personalized photography

### What you will be doing

- **Discover the art of emulsion transfer:** Learn about Polaroid emulsion transfer, its unique ability to create textured, one-of-a-kind artworks, and its place in artistic photography.
- **Step-by-step guidance:** Explore the process of peeling Polaroid emulsions and transferring them onto surfaces like paper, wood, or glass, with hands-on, guided techniques.
- **Learn creative skills:** Master transferring and composing Polaroid images, creating outcomes such as framed artworks, decorative coasters, or personalized keepsakes.
- **Reflect and connect:** Share your creative journey, admire others' works, and discuss how photography and texture combine to create meaningful art.

### What you can take home:

- A unique Polaroid emulsion transfer on A5 paper, blending photography and texture to create a one-of-a-kind, handcrafted framed artwork.





Reflects connection and cultural appreciation through craft



## Creative Latchhook Art: Explore Designs & Heritage

Duration: ~ 2 hrs

Celebrate cultural heritage through creativity in this unique latch-hook workshop! Craft colorful badges inspired by intricate Peranakan tiles, a nod to Singapore's rich architectural and cultural tapestry. Under expert guidance, you'll bring these vibrant designs to life, combining hands-on artistry with cultural storytelling.

Ideal for team-building or private events, this session merges history and creativity for a deeply rewarding experience. Leave with a badge that's meaningful, bold, and uniquely yours!

### What you will be doing

- **Discover cultural heritage:** Explore Peranakan culture and its rich history, learning about the intricate designs of tiles from Singapore's iconic shophouses.
- **Learn latch hooking techniques:** Master the fundamentals of latch hooking with step-by-step guidance, making the craft approachable for beginners.
- **Create meaningful art:** Design your own latch-hook badge inspired by Peranakan tiles, reflecting Singapore's unique blend of cultural influences..
- **Experience hands-on creativity:** Enjoy a relaxing craft session, working with soft yarns to create something both beautiful and personal.

### What you can take home:

- A vibrant, handmade latch-hook badge inspired by cultural heritage. Soft to touch and visually striking, this unique keepsake is perfect for pinning on bags, jackets, or accessories, adding a pop of personality and creativity to your style.







## Hooked on Craft: Create Unique Decor with Latch & Locker Techniques

Duration: ~ 2 hrs

Dive into the world of latch and locker hooking in this hands-on session! Learn to transform yarn into stunning creations like tote bags, wall art, lampshades, or vase covers. With friendly guidance, you'll master versatile techniques and explore your unique design ideas.

This workshop offers the perfect blend of creativity and relaxation, ideal for team-building or private events. Walk away with a beautifully handcrafted masterpiece, ready to brighten your life or home with personal flair.

Fosters personal and creative expression in a shared environment

### What you will be doing

- **Learn a versatile craft:** Pick up the basics of latch and locker hooking to create beautiful, functional items.
- **Make it personal:** Design your own tote bag, wall piece, lampshade, or vase cover that reflects your style.
- **Relax and recharge:** Enjoy a calming, hands-on activity that helps you unwind and focus.
- **Discover new skills:** Gain practical knowledge of a timeless craft to continue on your own.


### What you can take home:

- unique tote bag showcasing a striking latch-hook design with rich, textured yarn.
- A unique, hand-crafted wall piece made using latch and locker hooking. Combining texture and artistry, this one-of-a-kind décor item brings warmth and personality to your home or office space.
- A beautifully crafted vase created with latch and locker hooking techniques.





**Builds storytelling and emotional connections through craft**



## Photo Embroidery Workshop: Stitch Your Story

**Duration:** ~ 2 hrs

Dive into the world of visual storytelling and turn photographs into stunning works of art with embroidery!

With guidance from expert facilitators, you'll craft unique creations like framed prints, fabric hoops, or badges—each personalized with inspirational quotes. Perfect for sparking creativity, building connections, and having fun, this workshop is an unforgettable mix of hands-on crafting and artistic expression.

### What you will be doing


- **Explore photo embroidery:** Begin with an introduction to photo embroidery, a unique blend of mixed-media art and stitching that transforms photographic images into personal works of art.
- **Learn step-by-step techniques:** Choose photos from a curated collection or your own personal archives, explore composition, and experiment with textures, colors, and stitches to bring your story to life.
- **Master embroidery skills:** Practice flat and raised stitches to personalize creations like framed prints, fabric hoops, or badges, complete with inspiring quotes.
- **Reflect and share:** Wrap up with a gallery walk, where participants showcase their pieces and share the stories and emotions behind their creative work.

### What you can take home:

- A personalized, embroidered artwork featuring an inspirational quote, beautifully framed to create a unique piece that inspires and uplifts. Perfect for display at home or the office, adding a touch of creativity and motivation to any space.







## Stylish Embroidery for Fashion & Decor: Hands-On Workshop

Duration: ~ 2 hrs

Step into the vibrant world of modern embroidery! Forget traditional designs—this workshop invites you to craft chic bag straps, artistic calendar art, or trendy stitched creations. With guidance from experienced facilitators, you'll master versatile techniques to personalize everyday items with flair.

Ideal for team-building or private events, this session combines creativity, connection, and fashion-forward inspiration. Let's stitch something stylish and uniquely yours!

Enhances relationships through shared artistic expression



### What you will be doing

- **Discover modern embroidery:** Learn how embroidery can transform everyday items into stylish, contemporary pieces, blending artistry with functional design.
- **Step-by-step guidance:** Master basic stitches and techniques as you personalize materials like bag straps or calendars with vibrant threads and modern patterns.
- **Create unique designs:** Explore your creativity to craft fashionable outcomes like trendy bag straps or decorative calendar art that stand out as personalized accessories.
- **Reflect and connect:** Share your creative process and enjoy meaningful conversations with others, fostering connection through art and self-expression.

### What you can take home:

- A beautifully hand-stitched calendar, combining embroidery and creativity to transform a simple layout into a unique, decorative piece full of personal charm.
- A stylish, hand-stitched embroidery bag strap, blending modern design and craftsmanship to create a unique, personalized accessory that elevates any bag.





Transforms personal photos into unique, creative art



## Blue-Toned Cyanotype Creations with Your Favorite Photos

Duration: ~ 2 hrs

Discover the magic of cyanotype in this hands-on workshop where your favorite photographic images become art! Using light-sensitive materials and sunlight, you'll transform customized photos into stunning blue-toned creations on framed A5 prints, tote bags, or pouches.

Perfect for team-building or private events, this workshop combines creativity, design, and fun as you explore the unique process of sun printing. Join us and uncover how light and your images come together to create lasting, artistic impressions!

### What you will be doing

- **Explore cyanotype printing:** Discover this fascinating photographic art form that uses sunlight to transform images into stunning blue-toned masterpieces.
- **Create with your photos:** Learn step-by-step to expose and develop light-sensitive materials, turning customized photographic images into unique designs.
- **Master sun-printing skills:** Experiment with composition to create personalized outcomes like framed A5 prints, stylish tote bags, or functional pouches.
- **Reflect and connect:** Share your creative journey and admire the diverse outcomes, celebrating how light and art come together in your work.

### What you can take home:

- A beautifully crafted framed A5 cyanotype print, transforming your photographic image into a stunning blue-toned artwork that's both timeless and uniquely personal.





ECO

CONSCIOUSNESS

Empower your team to embrace sustainability through creativity. Foster collaboration and innovation while exploring eco-conscious practices that inspire meaningful action and collective impact.

Available Workshops

- T-shirt Yarn Macrame
- Natural Dye
- Beyond the Surface: Create Nature-Inspired Designs
- Stamping (nature-inspired patterns)
- Coffee Photo Processing







## Sustainable Macrame Craft Workshop with T-Shirt Yarn

Duration: ~ 2 hrs

Transform pre-loved t-shirts and shoelaces into captivating upcycled creations! From wristlets to wall hangings, this hands-on session celebrates eco-craftsmanship and teamwork while exploring sustainable techniques.

Whether crafting solo or contributing to a group masterpiece, you'll experience the joy of giving new life to old materials. Perfect for private events or team-building, this workshop inspires imagination and purpose. Let's reimagine the ordinary—join the journey to creative sustainability!

### Experience upcycling, sustainability and mindful consumption



#### What you will be doing

- **Learn about sustainable creativity:** Learn the environmental impact of fast fashion and the importance of upcycling old materials into something new and beautiful.
- **Transform materials:** create your own t-shirt yarn by repurposing unwanted t-shirts
- **Master macrame techniques:** Dive into the art of macrame, exploring various knotting techniques to craft personalized creations

#### What you can take home:

- 1 x unique macrame masterpiece, a tangible reminder of your new skills and commitment to sustainability.







Encourages teamwork and creativity through natural and sustainable art



## Explore Sustainable Art with Natural Dye Techniques

Duration: ~ 2 hrs

Discover the magic of natural dyeing in this hands-on workshop where art meets science! Explore how pigments from turmeric and tea transform into vibrant dyes as you create stunning outcomes like pouches, tote bags, cushion covers, or even a collaborative art piece. Guided by expert facilitators, you'll experiment with pH modifiers to unlock unique colors while fostering teamwork, curiosity, and creativity. Perfect for team-building or private events, this workshop invites you to immerse yourself in the alchemy of natural dyeing and take home your hand-dyed creations!

### What you will be doing

- **Discover natural dyeing:** Learn about the ancient craft of dyeing with nature, using pigments from turmeric, tea, and other plants to create vibrant, eco-friendly designs.
- **Step-by-step process:** Explore the alchemy of natural dyeing by extracting pigments, experimenting with pH modifiers, and applying the dyes to fabric with guided techniques.
- **Learn creative skills:** Master dyeing methods to craft unique pieces like pouches, tote bags, cushion covers, or collaborative artworks with customized colors and patterns.

### What you can take home:

Choose between:

- 1 x beautifully hand-dyed pouch
- 1 x stylish, hand-dyed tote bag
- 1 x one-of-a-kind cushion cover
- 1 x large-scale artwork crafted through teamwork, showcasing vibrant natural dyes and celebrating collective creativity and shared expression.







Encourages teamwork while exploring nature as a source of creativity



## Beyond the Surface: Create nature-inspired designs

Duration: ~ 2 hrs

Discover the beauty of frottage and collage in this engaging workshop! Inspired by textures from your surroundings, you'll learn to transform rubbings and simple materials into unique artworks like vibrant collages, line drawings, or simplified patterns.

Perfect for team-building or private events, this workshop blends creativity, observation, and experimentation. Unleash your imagination, connect with others, and leave with personalized artistic creations that reflect your unique perspective!

### What you will be doing

- **Discover frottage and collage:** Learn about the art of frottage and how rubbing textures from everyday surfaces can inspire unique and meaningful creative expressions.
- **Step-by-step guidance:** Explore techniques for creating textured rubbings, cutting, layering, and arranging them into vibrant collages or simplified pattern-based designs.
- **Learn creative skills:** Master texture observation and composition to craft unique outcomes such as collage artworks, line drawings, or abstract representations.
- **Reflect and connect:** Share your artistic journey, discuss the inspiration behind your pieces, and connect with others over the creative exploration of textures.

### What you can take home:

- Collage Artwork: A vibrant collage crafted from textured rubbings
- Line Drawing: A striking line drawing inspired by frottage textures
- Simplified Pattern: A bold, simplified pattern created from textured rubbings, turning everyday impressions into a creative and visually captivating design.







## Eco-Friendly Darkroom Magic: Coffee Photo Processing Workshop

Duration: ~ 2 hrs

Transform instant coffee into stunning, warm-toned photographic art in our Coffee Photo Processing Workshop! This hands-on experience replaces traditional chemicals with eco-friendly caffenol, a developer made from coffee and simple household ingredients.

Participants will learn the step-by-step process of mixing the solution, exposing photos in the darkroom, and creating unique prints with rich, organic tones. This innovative technique is a fun and sustainable way to explore the art of analog photography!

### Explore replacing chemical darkroom processes with non-toxic methods



#### What you will be doing

- **Introduction to Eco-Processing:** Discover the magic of caffenol, a sustainable photo developer made from coffee, and its significance in eco-friendly darkroom techniques.
- **Step-by-Step Guidance:** Follow a hands-on process of mixing caffenol, placing objects or negatives on photo paper, and developing warm-toned, organic prints.
- **Learn Darkroom Skills:** Master the basics of analog photo development and create unique photograms or experimental prints using light and everyday materials.

#### What you can take home:

- A hand-developed photogram created with dried flowers, lace, and leaves, showcasing intricate textures and warm, organic tones.







## Stamping with nature-inspired patterns

Duration: ~ 2 hrs

Discover the joy of stamping in this tactile, nature-inspired workshop! Explore vibrant inks and patterns to create stunning designs on totes, pouches, or table runners. Feel the satisfying press of ink as you personalize your fabric with playful creativity.

Perfect for team-building or private events, this session combines hands-on fun with artistic discovery. Let's bring designs to life and create something uniquely beautiful!

Connect through the tactile joy of creating with nature

### What you will be doing

- **Discover the art of stamping:** Learn how nature-inspired patterns can transform everyday items into beautiful, functional works of art with simple tools and vibrant inks.
- **Hands-on creation process:** Explore step-by-step techniques for applying stamps, experimenting with textures, colors, and placement to create eye-catching designs.
- **Learn new skills:** Master stamping techniques to craft personalized items like table runners, table mats, tote bags, or pouches with unique, nature-inspired designs.

### What you can take home:

Choose between:

- A hand-stamped table runner
- A stylish, hand-stamped tote bag
- A beautifully stamped pouch



# UNCOVER CREATIVITY


Unlock your team's potential by fostering a culture of creativity and innovation. Encourage self-expression to drive both personal and collective growth, where every idea is valued and every voice is heard.

## Available Workshops

---

Assemblage

Alcohol Ink







Highlights freedom of expression through abstract, vibrant designs

## Vibrant Alcohol Ink: Create Stunning Abstract Art

Duration: ~ 2 hrs

Unleash your creativity in this vibrant hands-on alcohol ink workshop! Discover the magic of swirling colors as you transform alcohol inks into stunning A5 framed artworks.

Guided by expert facilitators, you'll experiment with techniques to create unique, abstract designs bursting with energy and color. Perfect for team-building or private events, this workshop blends fun, teamwork, and artistic expression. Join us to dive into the world of alcohol inks and leave with a mesmerizing masterpiece that's uniquely yours!

### What you will be doing

- **Discover the magic of alcohol inks:** Learn about this versatile medium, its vibrant, fluid properties, and how it creates stunning abstract designs full of movement and color.
- **Step-by-step guidance:** Master the process of layering, blending, and manipulating alcohol inks to create unique patterns and effects on paper or other surfaces.
- **Learn creative techniques:** Explore methods like air-blowing and tilting to craft one-of-a-kind A5 framed artworks that showcase your artistic flair.
- **Reflect and connect:** Share your creative process, appreciate the unique designs made by others, and celebrate the joy of experimentation and expression.

### What you can take home:

- 1 x vibrant, hand-crafted A5 framed artwork created with alcohol inks, showcasing bold, fluid designs and unique creative expression.



## Reimagines everyday objects into imaginative art pieces



### What you will be doing

- **Discover the art of assemblage:** Learn how ordinary household items can be transformed into creative artworks, exploring shapes, patterns, and colors in a whole new way.
- **Hands-on creation:** Experiment with symmetry, asymmetry, and composition as you assemble and layer objects to create unique, textured designs.
- **Develop creative skills:** Learn techniques to turn everyday items into display-worthy pieces like wall art or fridge magnets that showcase your artistic flair.
- **Reflect and share:** Wrap up the session with a gallery walk, sharing your process and celebrating the creativity and expression behind each artwork.

### What you can take home:

- 1 x creatively crafted fridge magnet made from household items, adding a quirky touch to your fridge while turning everyday objects into a fun, artistic display piece

## A Sort of Painting: Assemblage of Household Items

Duration: ~ 2 hrs

Reimagine the everyday with our Assemblage Workshop! Turn overlooked household items into striking wall art or playful fridge magnets. Experiment with textures, patterns, and design under expert guidance, transforming the ordinary into the extraordinary. Perfect for team-building or private events, this session fosters creativity, resourcefulness, and fun. Let's give new meaning to familiar materials and craft something truly special together!





# Co:CREATING WITH YOU



At Co:Creation Workshop, we are proud to have a team of facilitators who bring a unique combination of creativity, empathy, and expertise to every session. Our facilitators are art therapists, educators, change-makers, and inclusivity champions, committed to designing workshops that inspire, connect, and empower.





## Diverse Expertise

Our facilitators come from rich professional backgrounds in art therapy, education, social innovation, and accessibility advocacy. This multidisciplinary approach allows us to tailor workshops that meet a wide range of objectives, from team-building and mindfulness to fostering inclusion and social impact.

## Creative innovators

From reimagining traditional art forms to integrating unconventional materials, our facilitators bring fresh ideas to every session. They ensure workshops are interactive, memorable, and aligned with your organizational goals.

## Passion for Social impact

Whether through empowering marginalized communities, rethinking education models, or designing accessible programs, our facilitators are driven by a desire to create positive change. They are purpose-driven professionals who integrate this passion into every workshop.



# Backgrounds of Our Facilitators

## Art Therapists

Experts in using creative processes to support mental health, emotional resilience, and self-expression.

## Educators

Skilled in teaching, mentoring, and simplifying complex ideas to foster collaboration and learning.

## Inclusion Specialists

Experienced in designing accessible programs that empower participants of all abilities.

## Social Innovators

Leaders in social impact projects, inspiring positive change and addressing societal challenges.

## Artists and Creatives

Practicing artists with expertise in creative techniques, encouraging new perspectives and ideas.





We are trusted by



LA MER



DIOR



ESTÉE LAUDER

JO MALONE LONDON





## What Our Participants Say

“As a neurotypical individual, this experience was eye-opening. It made me realize how often society expects conformity to conventional norms instead of finding ways to bridge communication gaps. This workshop demonstrated the beauty of authentic expression and the power of embracing diverse perspectives, fostering an inclusive and collaborative environment.”

**Annette Heitmann,  
Manager, Inclusion and  
Diversity, Accenture**



“I really appreciated and enjoyed the workshop, especially the freedom to explore art in a new way. It made me reflect on how we can work collaboratively with people from different communities or backgrounds, and respect their unique approaches. This workshop was a powerful reminder that diverse perspectives are valid, creative, and offer opportunities to learn from one another.”

**Jennifer Kwan,  
Arts Programmer**



WE ARE  
Co:Creation  
Workshop

[cocreation.sg](http://cocreation.sg)


Email: [peiling@cocreation.sg](mailto:peiling@cocreation.sg)

Call/WhatsApp: +65 9777 5546



“COLLABORATION IN ART  
TRANSFORMS CREATIVITY INTO  
A COLLECTIVE FORCE, UNLOCKING  
ENDLESS POSSIBILITIES.”





“COLLABORATION IN ART  
TRANSFORMS CREATIVITY INTO  
A COLLECTIVE FORCE, UNLOCKING  
ENDLESS POSSIBILITIES.”

C<sup>0</sup>CREATION

[www.cocreation.sg](http://www.cocreation.sg)

